



# ABILENE STATION PROPOSED MATERIALS

BLDG 300



SW 0011 CREWEL TAN



SW 2854 CARIBBEAN CORAL



SW 2837 AURORA BROWN



SW 7020 BLACK FOX




IRON MOUNTAIN



PRE-CAST PANELS  
(at parking garage only)


BLDG 400 | 500




SW 7066 GRAY MATTERS



SW 7674 PEPPERCORN



SW 7583 WILD CURRANT



IRON MOUNTAIN



ALPINE SELECT



PRE-CAST PANELS  
(at parking garage only)

VIEW FROM I-255 TOWARD PROPOSED ABILENE STATION PLAZA AND RAIL LINE I-225.  
NOTE: LANDSCAPE IS NOT SHOWN AND SHOULD BE REFERENCED ON THE LANDSCAPE PLANS.

