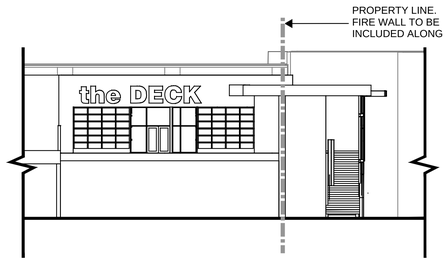

'THE DECK' UPPER ELEVATION
1/16" = 1'-0"
J7 A2001

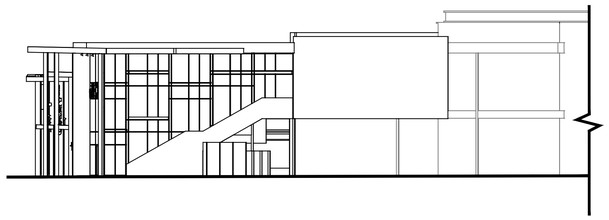

WEST FACADE
1/16" = 1'-0"
C7 A2001

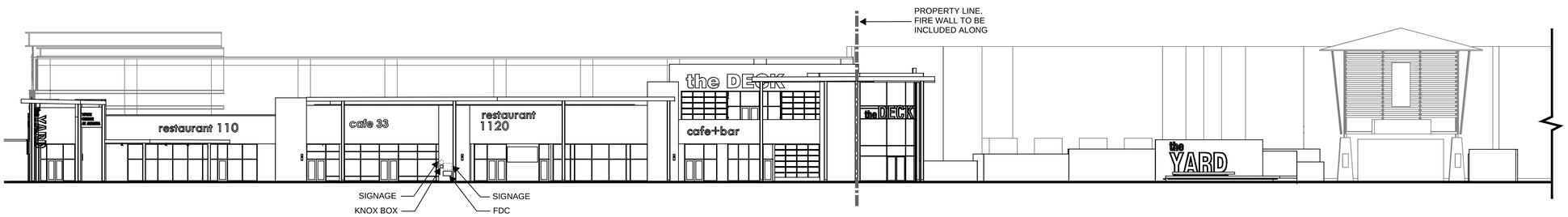

ELEVATION - NORTH FACADE FACADE
1/16" = 1'-0"
C4 A2001

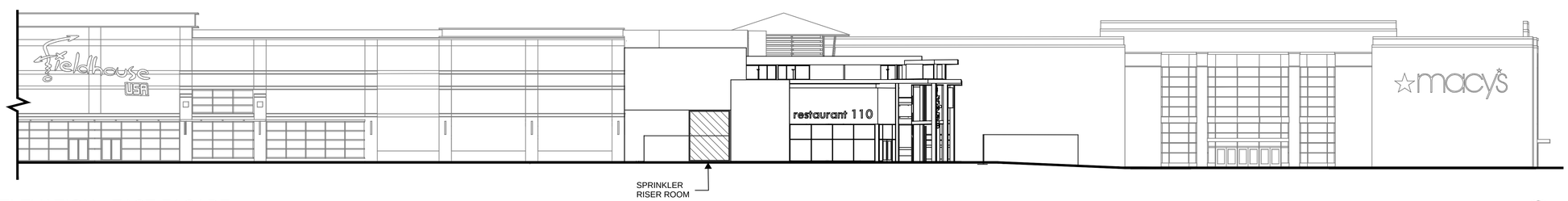

ELEVATION - EAST FACADE
1/16" = 1'-0"
C1 A2001

GENERAL SHEET NOTES

A. THESE PLANS ARE NOT RECORD DRAWINGS OR AS-BUILTS. THEY INDICATE A GENERAL SCOPE OF SELECTIVE DEMOLITION WORK REQUIRED FOR THE NEW WORK TO BE PERFORMED PROPERLY.
B. FIELD VERIFY THE INFORMATION INDICATED AND NOTIFY OWNER OF ANY APPARENT DISCREPANCY BETWEEN THE DRAWINGS AND ACTUAL CONDITIONS.
C. COORDINATE WITH MECH, PLUM, FIRE PROT, ELEC, AND TELECOMM CONTRACTORS FOR THE CAPPING, PLUGGING, DISCONNECTING, OR MAINTAINING OF SERVICES PRIOR TO START OF GENERAL TRADES SELECTIVE DEMOLITION WORK. ENSURE THAT SERVICES TO UNAFFECTED AREAS OF THE FACILITY ARE NOT INTERRUPTED.
D. PROVIDE TEMPORARY SHORING, BRACING, AND SUPPORT OF ALL EXISTING STRUCTURAL ELEMENTS, BEARING PARTITIONS TO REMAIN, ETC. TO MAINTAIN SAFETY AND INTEGRITY OF THE STRUCTURE. IF ANY STRUCTURAL WALLS OR COLUMNS NOT SHOWN IN THESE DRAWINGS ARE DISCOVERED, THEN IMMEDIATELY NOTIFY THE OWNER, ARCHITECT, AND STRUCTURAL ENGINEER.
E. PARTITION REMOVAL INCLUDES WALL-MOUNTED ITEMS, BRACING, AND ALL EMBEDDED RECEPTACLES, THERMOSTATS, SENSORS, SWITCHES, DEVICES, CONDUIT, AND WIRING AFTER DISCONNECTION BY APPROPRIATE CONTRACTOR. REMOVE ALL FIRE EXTINGUISHERS AND ASSOCIATED CABINETS.
F. PROTECT ADJACENT CONSTRUCTION TO REMAIN FROM DEMOLITION AND CONSTRUCTION ACTIVITIES. ENTRANCES TO THE MALL AND TENANT SPACES SHALL REMAIN FULLY OPERATIONAL.
G. THE OWNER WILL REMOVE AND SALVAGE ALL ITEMS OF INTEREST PRIOR TO THE START OF DEMOLITION.
H. THE CONTRACTOR IS RESPONSIBLE TO PROVIDE, AS REQUIRED BY APPLICABLE CODES, THE MEANS AND METHODS REQUIRED TO MAINTAIN APPROPRIATE VENTILATION, LIGHTING, LIFE SAFETY, ETC. THROUGHOUT THE DEMOLITION PROCESS.
I. PATCH PENETRATIONS IN FLOOR AND WALLS RESULTING FROM DEMOLITION TO MATCH EXISTING.
J. PROVIDE ALL DEMOLITION REQUIRED FOR REMOVAL OF SYSTEMS, MATERIALS AND COMPONENTS MADE OBSOLETE BY THIS PROJECT. NO SYSTEMS OR COMPONENTS SHALL BE ABANDONED IN PLACE, U.N.O.

KEYNOTES:

KEY PLAN

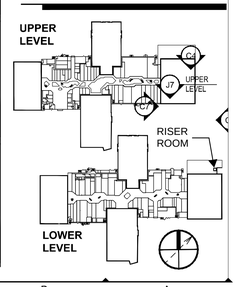

NELSON
NELCO ARCHITECTURE, INC.
311 Elm Street, Suite 600
Cincinnati, OH 45202
www.nelsonww.com
513.241.3000

WASHINGTON PRIME GROUP™

Contact Information

Owner p: (614) 621-9000
Washington Prime Group
180 East Broad Street
Columbus, Ohio 43215
f: (614) 621-9321

Project Architect p: 513.241.3000
Nelco Architecture, Inc.
311 Elm Street, Suite 600
Cincinnati, OH 45202

Structural Engineer p: (513) 579-9200
Thorson Baker & Associates, Inc.
2055 Reading Road, Suite 280
Cincinnati, Ohio 45202

MEP Engineer p: (330) 659-6688
Thorson Baker & Associates, Inc.
3030 W. Streetsboro Road (Rt. 303)
Richfield, Ohio 44286

Civil Engineer p: (303) 228-2300
Kimley Horn
4582 South Ulster Street
Denver, CO 80237

Sheet Issue Information

Issued SCHEMATIC DESIGN 11/04/2021

Revised

#	Description	Date

Professional Stamp

Project Information

Title **TOWN CENTER AT AURORA RESTAURANT BOLT-ON**

Address 14200 East Alameda Ave
Aurora, CO 80012

Project Number 21.0000367.000

Sheet Information

Title **ELEVATIONS**

Drawn

Reviewed

Scale As Noted

Authorized For

A2001

© 2021 This drawing, printed or otherwise, is the copyrighted property of Nelco Architecture Inc. The drawing may not be used, reproduced or copied without the permission of Nelco Architecture Inc.

USER: DZIEGLER PLOTTED: 7/2/2021 - 2:32 PM U:\Proj\Washington Prime Group\CP021.0001952.000-WPG - Aurora Bolt-on Restaurants\DRAWINGS-A\11_SD\00_Drawing set\21.0001952_AR_A2001.dwg LAYOUT: A2001